

AutoCAD/AutoCAD LT Essentials

Course Description

This course covers the essentials for working with the AutoCAD software. The course starts by introducing a few basic tools that enable you to create and edit a simple drawing, and then continue to develop those tools. The course enables you to create and edit 2D basic drawings in the AutoCAD software.














Prerequisites

A working knowledge of basic design/drafting procedures and terminology.



Topics Include

-  Understanding the AutoCAD Workspace
-  Understanding the AutoCAD interface
-  Basic Drawing tools
-  Basic Editing tools
-  Basic Viewing tools
-  Organising Drawing objects in layers
-  Inserting reusable symbols (blocks)
-  Preparing a layout to be plotted
-  Adding text
-  Adding Hatching
-  Adding Dimensions

Course Duration: 3 Days

Next Step: AutoCAD/AutoCAD LT Beyond the Basics